

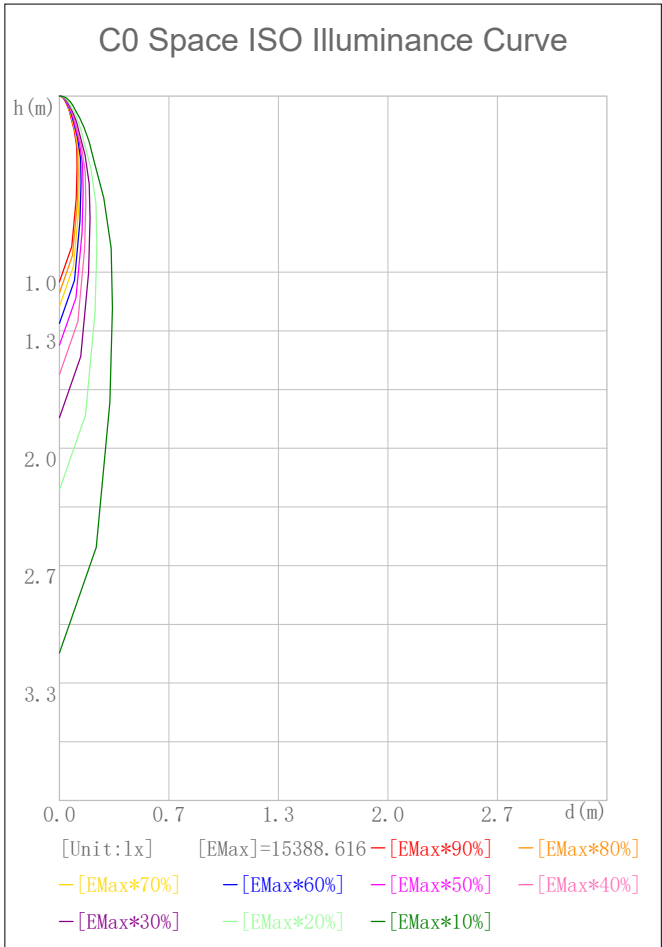
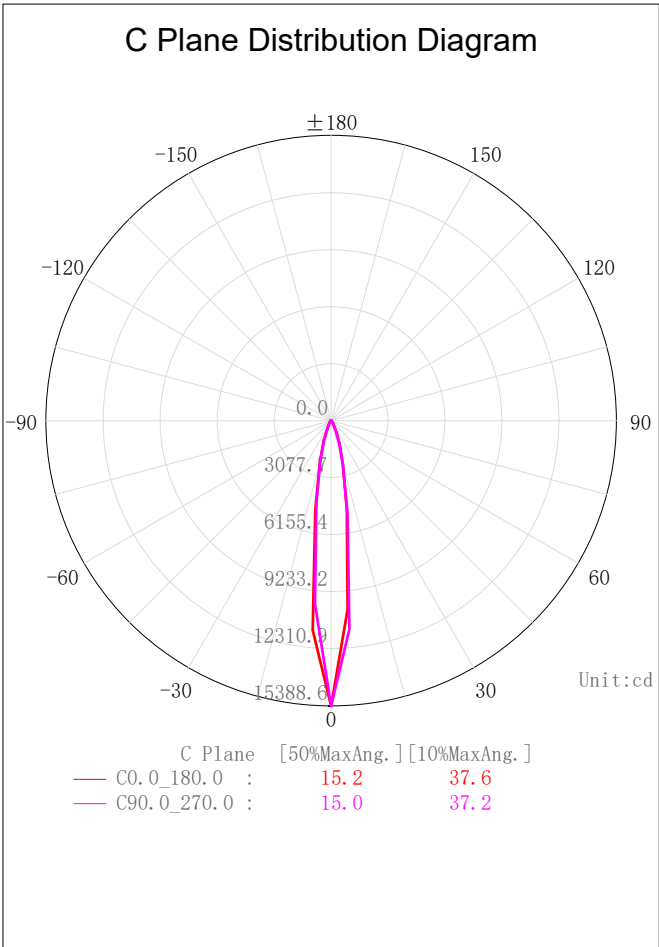
Indoor Luminaire Photometric Data

Description Information

Luminary Name: DL51-25-XX-01 2700K RA90 15D 白色	Lum. Catalog:	Test ID: 01
Lamp Name:	Lamp Catalog: LED	Test Date: 2022/08/04
Manufacture: Shenzhen Norming Lighting	Shld. Ang(°):	Test Machine:GON-2000
Test Lab: Quality Department	Frequency (Hz):	Lamp CCT (K): Ra:
Lum. Size (W*L*H):0.083m*0.083m*0.000m	Lum. Area (m2):0.005	Lum. W (kg): 0.000
Test System: C, γ	Test Step: C=90.0 γ=5.0	Temp. (°C): 25
		Humidity(%): 50.0

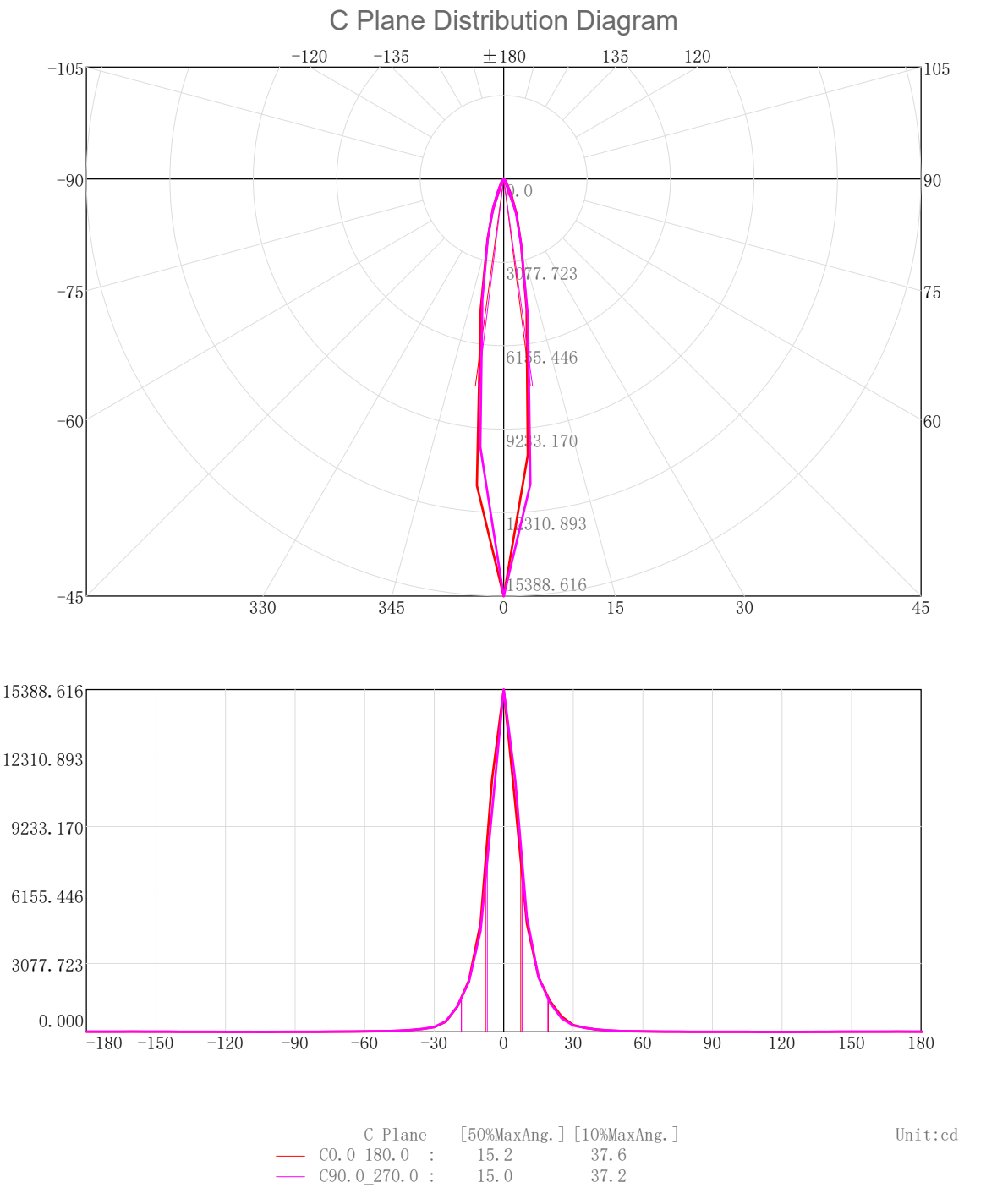
Character Parameter

Lamp Speciality Parameter	Luminaire Speciality Parameter	
Rated Flux(lm): 2141.910	Luminary Flux(lm): 2141.913	Field Angle(10%Imax): 37.6(°)
Rated Power(W):	Luminary Efficiency: 100.00%	Down Lumens&Percent: 2106.512lm 98.35%
Rated Voltage(V):	Luminary EER(lm/W): 88.399	Up Lumens&Percent: 35.401lm 1.65%
Tested Power(W): 24.230	Max. Candela(cd): 15388.616	S/MH: C0_a180=0.261 C90_270=0.258
Lamps' Inside: 1	Max Cand@Ang. (°): C=0.0 γ=0.0	CIE Type: Semi-Direct
Tested Electrics (V, A, pf):239.8, 0.104, 0.967	Beam Angle(50%Imax): 15.2(°)	ErP Φ use(90°): 2033.129lm
Lamp Size (W*L*H):0.083m*0.083m*0.000m	Left=-7.8°, Right=7.4°	IRF(%): 1433.602



2D Plane Light Intensity Distribution Curve

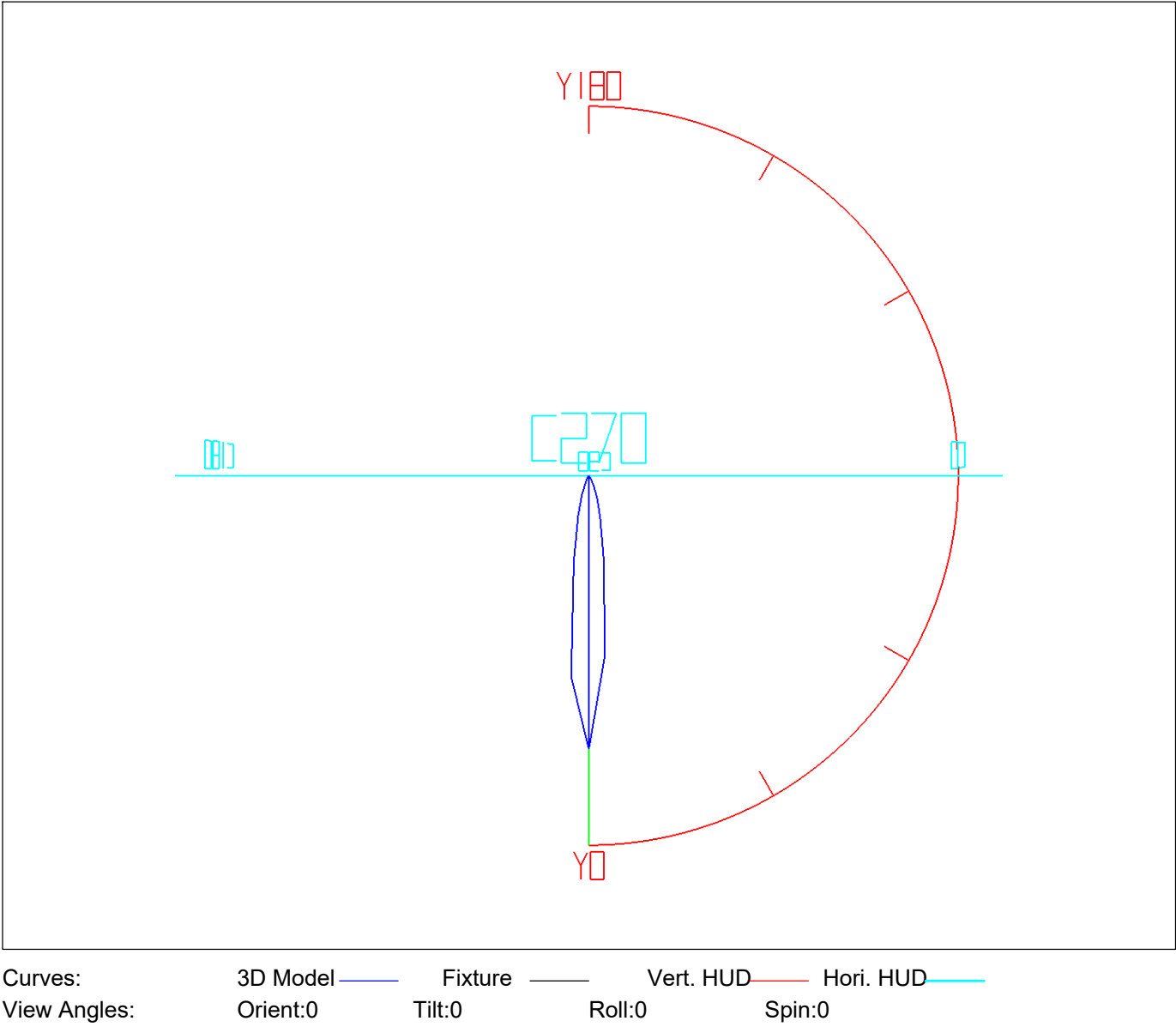
Lum. Name:DL51-25-XX-01 2700K RA90 15D 白色	Lum. Catelog:	Test ID:01
Lamp Name:	Lamp Catelog:LED	Test Lab:Quality Department
Manufacture:Shenzhen Norming Lighting	Test Machine:GON-2000	Test Date:2022/08/04



3D Light Intensity Distribution Modal

Lum. Name:DL51-25-XX-01 2700K RA90 15D 白色	Lum. Catelog:	Test ID:01
Lamp Name:	Lamp Catelog:LED	Test Lab:Quality Department
Manufacture:Shenzhen Norming Lighting	Test Machine:GON-2000	Test Date:2022/08/04

3D Light Intensity Distribution Modal

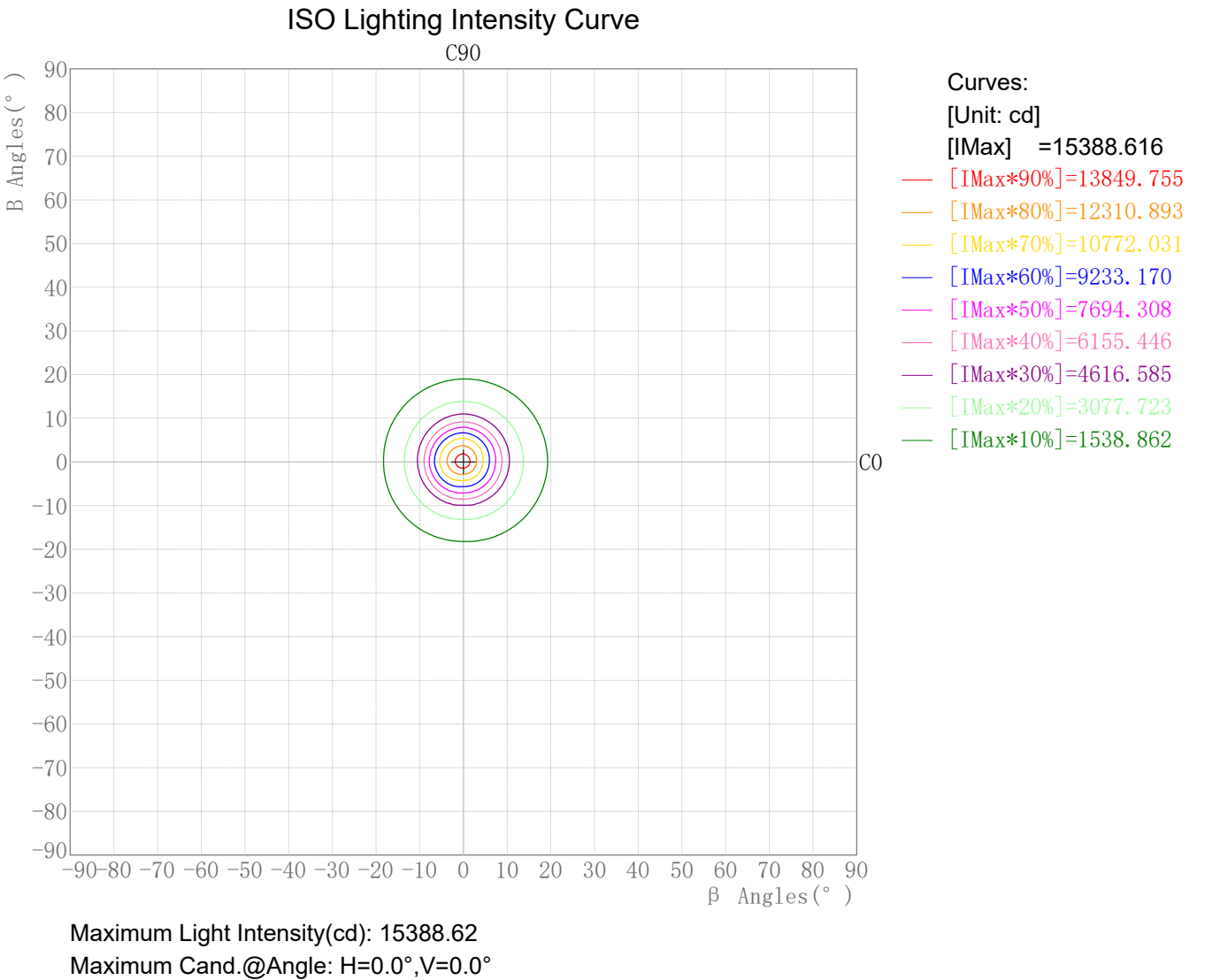


Zonal Flux Tabulation

Zone(γ)	Zone Flux (lm)	Sums Flux (lm)	Zone%Lamp	Sums%Lamp
0.0-5.0	311.82	311.82	14.56	14.56
5.0-10.0	556.47	868.28	25.98	40.54
10.0-15.0	429.17	1297.45	20.04	60.57
15.0-20.0	298.03	1595.48	13.91	74.49
20.0-25.0	188.80	1784.28	8.81	83.30
25.0-30.0	103.23	1887.52	4.82	88.12
30.0-35.0	61.45	1948.96	2.87	90.99
35.0-40.0	43.08	1992.05	2.01	93.00
40.0-45.0	29.58	2021.63	1.38	94.38
45.0-50.0	20.08	2041.71	0.94	95.32
50.0-55.0	14.64	2056.35	0.68	96.01
55.0-60.0	12.08	2068.43	0.56	96.57
60.0-65.0	10.24	2078.67	0.48	97.05
65.0-70.0	8.44	2087.11	0.39	97.44
70.0-75.0	6.80	2093.91	0.32	97.76
75.0-80.0	5.39	2099.29	0.25	98.01
80.0-85.0	4.16	2103.45	0.19	98.20
85.0-90.0	3.06	2106.51	0.14	98.35
90.0-95.0	2.33	2108.85	0.11	98.46
95.0-100.0	1.97	2110.82	0.09	98.55
100.0-105.0	1.71	2112.53	0.08	98.63
105.0-110.0	1.54	2114.06	0.07	98.70
110.0-115.0	1.37	2115.43	0.06	98.76
115.0-120.0	1.27	2116.70	0.06	98.82
120.0-125.0	1.29	2117.99	0.06	98.88
125.0-130.0	1.42	2119.42	0.07	98.95
130.0-135.0	1.83	2121.25	0.09	99.04
135.0-140.0	2.40	2123.65	0.11	99.15
140.0-145.0	2.97	2126.62	0.14	99.29
145.0-150.0	3.37	2129.99	0.16	99.44
150.0-155.0	3.36	2133.36	0.16	99.60
155.0-160.0	2.99	2136.34	0.14	99.74
160.0-165.0	2.42	2138.77	0.11	99.85
165.0-170.0	1.76	2140.53	0.08	99.94
170.0-175.0	1.05	2141.57	0.05	99.98
175.0-180.0	0.34	2141.91	0.02	100.00

Rectangle ISO Lighting Intensity Diagram

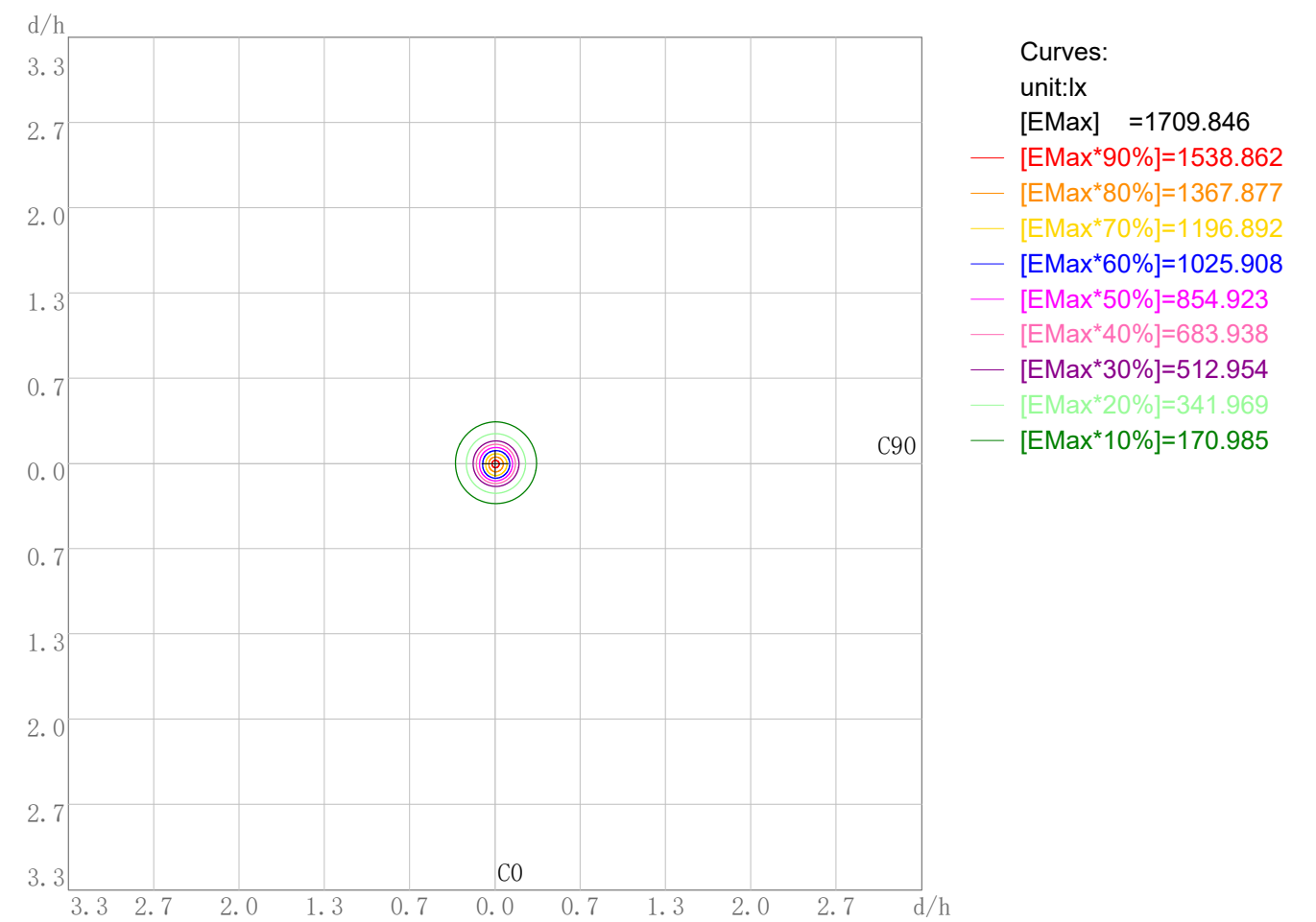
Lum. Name:DL51-25-XX-01 2700K RA90 15D 白色	Lum. Catelog:	Test ID:01
Lamp Name:	Lamp Catelog:LED	Test Lab:Quality Department
Manufacture:Shenzhen Norming Lighting	Test Machine:GON-2000	Test Date:2022/08/04



Plane ISO-Illuminance Diagram

Lum. Name:DL51-25-XX-01 2700K RA90 15D 白色	Lum. Catalog:	Test ID:01
Lamp Name:	Lamp Catalog: LED	Test Lab: Quality Department
Manufacture: Shenzhen Norming Lighting	Test Machine:GON-2000	Test Date: 2022/08/04

Plane ISO-Illuminance Curve



Working Plane Luminaire Mounting Height(m): 3.00

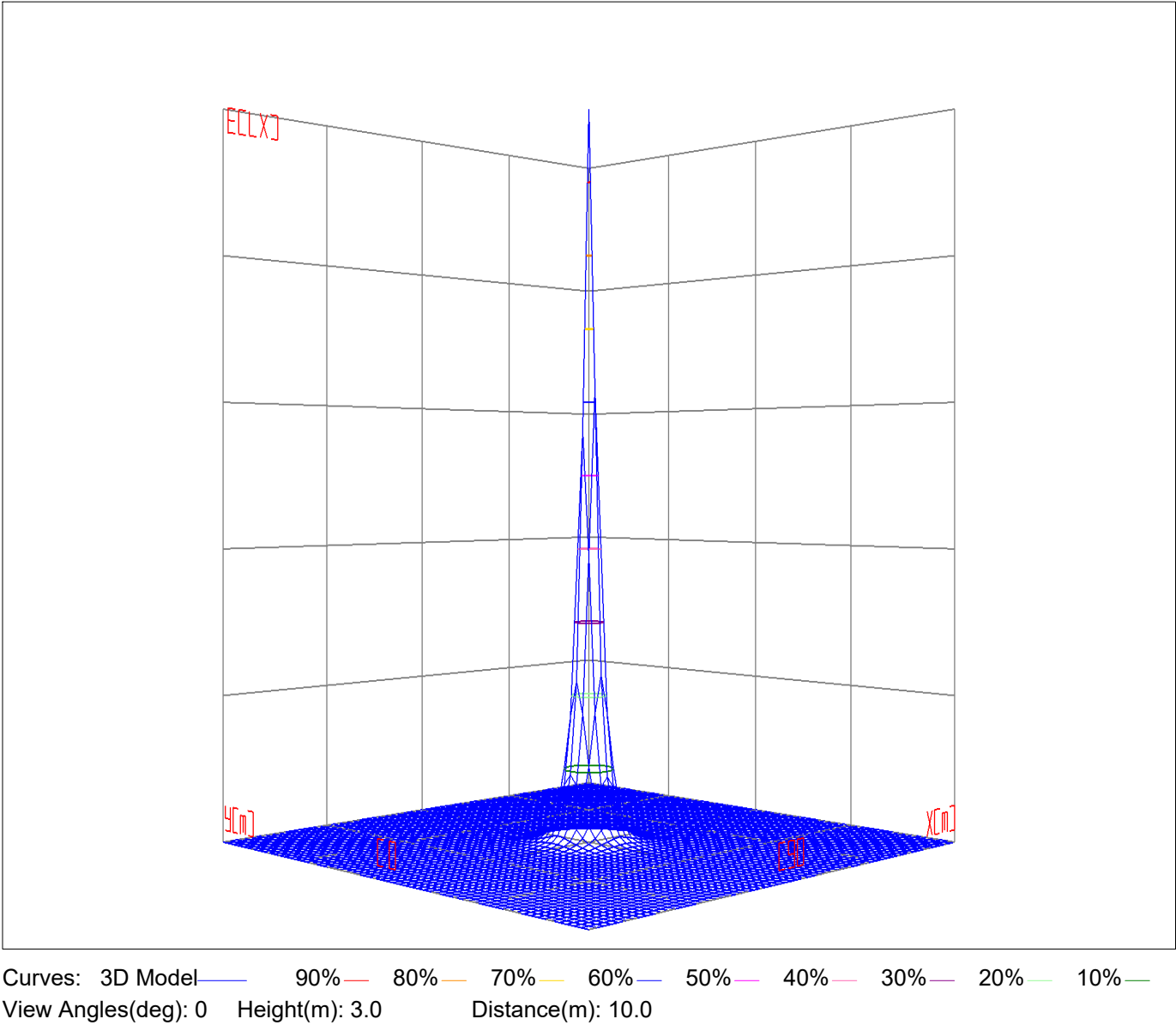
Working Plane Maximum Illuminance(lx): 1709.85

Working Plane Maximum Illuminance Position(d/h):H0.0 V0.0

3D Plane ISO Illuminance Diagram

Lum. Name: DL51-25-XX-01 2700K RA90 15D 白色	Lum. Catelog:	Test ID: 01
Lamp Name:	Lamp Catelog: LED	Test Lab: Quality Department
Manufacture: Shenzhen Norming Lighting	Test Machine:GON-2000	Test Date: 2022/08/04

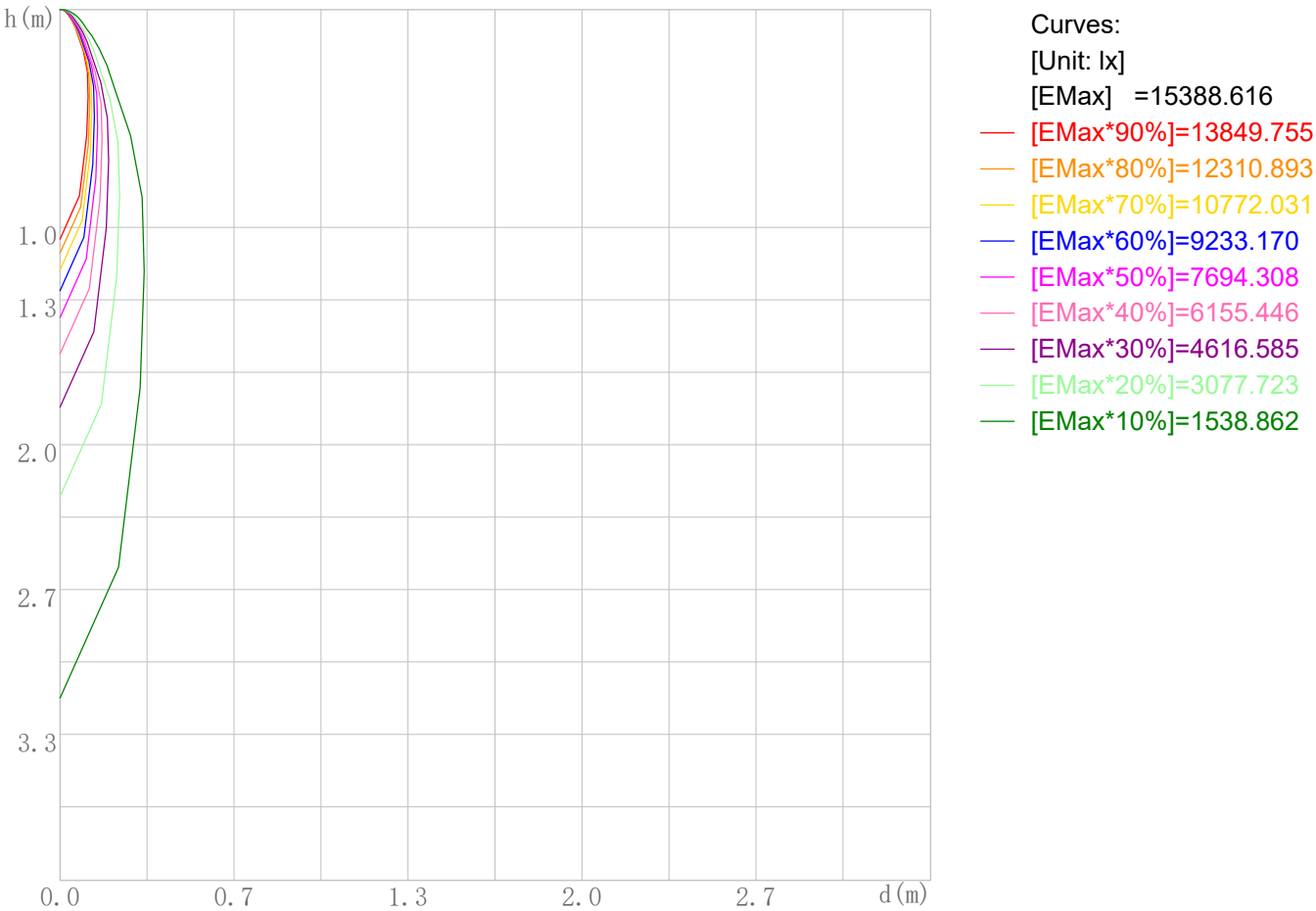
3D Plane Illuminance Modal



Space ISO Illuminance Diagram

Lum. Name:DL51-25-XX-01 2700K RA90 15D 白色	Lum. Catelog:	Test ID:01
Lamp Name:	Lamp Catelog:LED	Test Lab:Quality Department
Manufacture:Shenzhen Norming Lighting	Test Machine:GON-2000	Test Date:2022/08/04

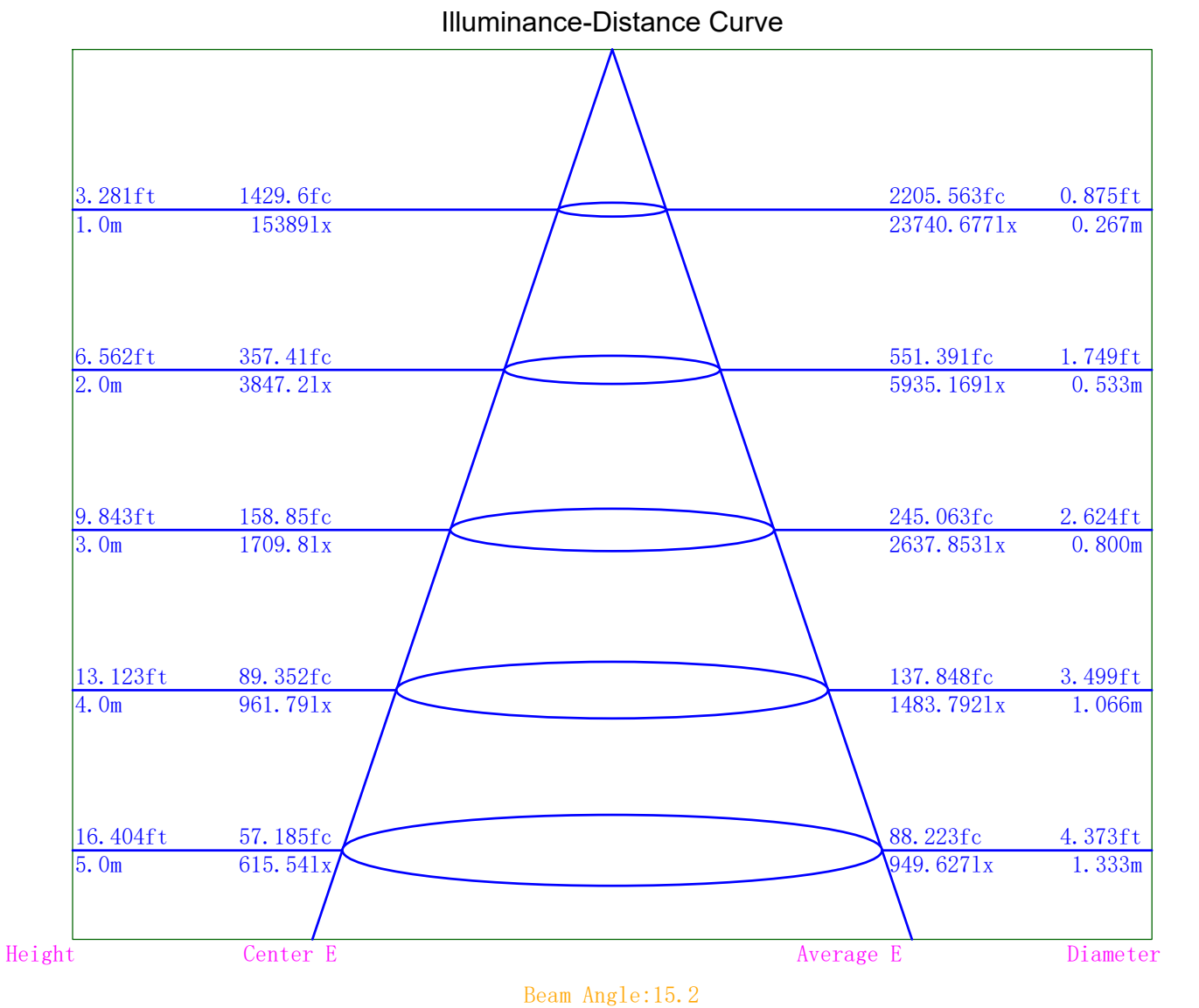
Space ISO Illuminance Curve



Space Plane Maximum Illuminance and @Angle:15388.62lx,0.0deg
Plane Maximum Lighting Intensity and @Angle:15388.616cd,0deg

Illuminance-Distance Diagram

Lum. Name:DL51-25-XX-01 2700K RA90 15D 白色	Lum. Catelog:	Test ID:01
Lamp Name:	Lamp Catelog:LED	Test Lab:Quality Department
Manufacture:Shenzhen Norming Lighting	Test Machine:GON-2000	Test Date:2022/08/04



Indoor Luminance Limiting Curves

Lum. Name: DL51-25-XX-01 2700K RA90 15D 白色	Lum. Catalog:	Test ID: 01
Lamp Name:	Lamp Catalog: LED	Test Lab: Quality Department
Manufacture: Shenzhen Norming Lighting	Test Machine:GON-2000	Test Date: 2022/08/04

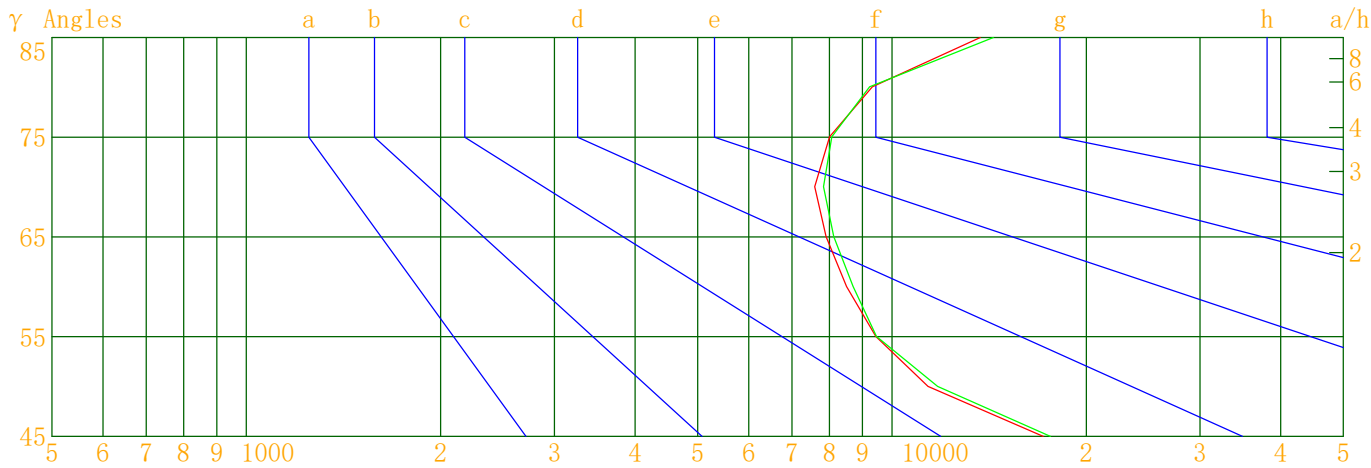
Glare Grade Table

GI	Quality	Using Illuminance							
1.15	A	2000	1000	500	<=300				
1.5	B		2000	1000	500	<=300			
1.85	C			2000	1000	500	<=300		
2.2	D				2000	1000	500	<=300	
2.55	E	a				2000	1000	500	<=300
			b	c	d	e	f	g	h

Luminance Table

Gama(deg)	45	50	55	60	65	70	75	80	85
C0	17143	11370	9442	8506	7908	7592	8006	9322	13699
C90	17589	11771	9462	8707	8126	7834	8068	9234	14359

Luminance Limiting Curve



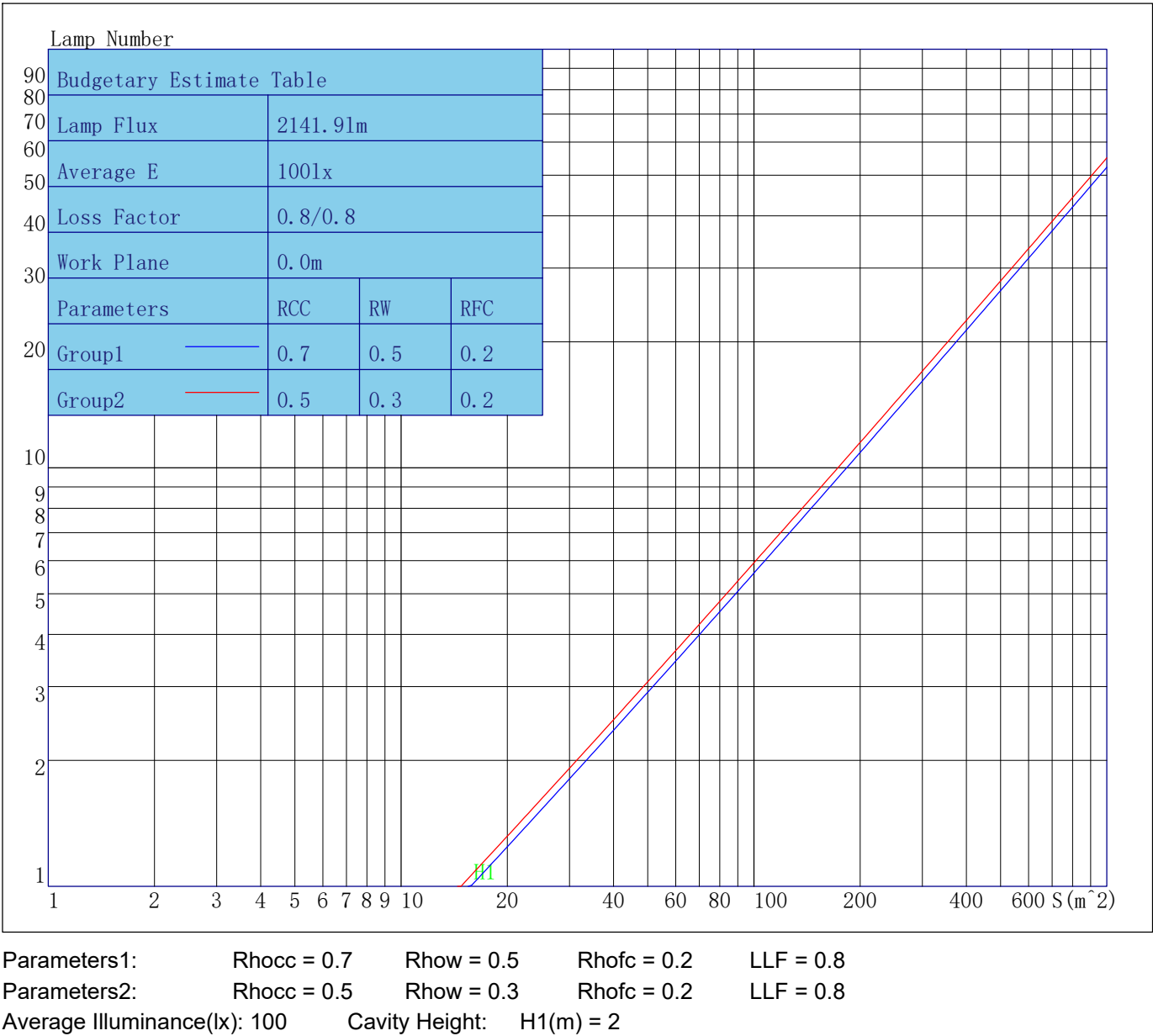
Luminous Size: Length(m)=-0.083 Width(m)=-0.083 Height(m)=0.000 Area(m^2)=0.005411

Luminous Type: Without Luminous Side

Luminous Curves: C0-C180 Color: C90-C270 Color:

Indoor Budgetary Estimate Table

Lum. Name:DL51-25-XX-01 2700K RA90 15D 白色	Lum. Catalog:	Test ID:01
Lamp Name:	Lamp Catalog: LED	Test Lab: Quality Department
Manufacture: Shenzhen Norming Lighting	Test Machine:GON-2000	Test Date: 2022/08/04



Indoor Coefficient of Utilization Table

Lum. Name:DL51-25-XX-01 2700K RA90 15D 白色	Lum. Catelog:	Test ID:01
Lamp Name:	Lamp Catelog:LED	Test Lab:Quality Department
Manufacture:Shenzhen Norming Lighting	Test Machine:GON-2000	Test Date:2022/08/04

Coefficients of Utilization - Zonal Cavity Method																		
Coef.	Effective Floor Cavity Reflectance RFC=0.20																	
RhoCC (%)	80				70				50			30			10			0
RhoW (%)	70	50	30	10	70	50	30	10	50	30	10	50	30	10	50	30	10	0
RCR	Coefficient of Utilization(%)																	
0	119	119	119	119	116	116	116	116	110	110	110	105	105	105	101	101	101	98
1	114	112	110	108	112	110	108	106	105	104	103	101	100	99	98	97	96	94
2	110	106	103	100	108	104	101	99	101	99	97	98	96	94	95	94	92	91
3	106	101	97	94	104	100	96	94	97	94	92	95	92	90	92	90	89	87
4	103	97	93	90	101	96	92	89	94	91	88	92	89	87	90	88	86	84
5	100	93	89	86	98	92	88	85	91	87	85	89	86	84	87	85	83	82
6	97	90	86	83	95	89	85	82	88	84	82	86	83	81	85	82	80	79
7	94	87	83	80	93	87	82	80	85	82	79	84	81	79	83	80	78	77
8	91	85	80	77	90	84	80	77	83	79	77	82	79	76	81	78	76	75
9	89	82	78	75	88	82	78	75	81	77	75	80	77	74	79	76	74	73
10	87	80	76	73	86	80	76	73	79	75	73	78	75	73	77	74	72	71

Unified Glare Rating Table

Lum. Name:DL51-25-XX-01 2700K RA90 15D 白色	Lum. Catelog:	Test ID:01
Lamp Name:	Lamp Catelog:LED	Test Lab:Quality Department
Manufacture:Shenzhen Norming Lighting	Test Machine:GON-2000	Test Date:2022/08/04

Unified Glare Rating Table

Ceiling RCC	0.70	0.70	0.50	0.50	0.30	0.70	0.70	0.50	0.50	0.30
Wall RW	0.50	0.30	0.50	0.30	0.30	0.50	0.30	0.50	0.30	0.30
Floor RFC	0.20	0.20	0.20	0.20	0.20	0.20	0.20	0.20	0.20	0.20
Room Size	Vewed crosswise					Vewed endwise				
X=2H Y=2H	14.7	15.6	15.1	16.0	16.3	14.7	15.6	15.1	15.9	16.3
	15.3	16.1	15.7	16.4	16.9	15.3	16.1	15.7	16.5	16.9
	15.6	16.4	16.1	16.8	17.2	15.6	16.4	16.1	16.8	17.2
	16.0	16.7	16.5	17.1	17.6	16.1	16.7	16.5	17.2	17.6
	16.3	16.9	16.7	17.3	17.8	16.3	16.9	16.8	17.4	17.8
	16.5	17.2	17.0	17.6	18.1	16.6	17.2	17.1	17.6	18.1
X=4H Y=2H	14.8	15.5	15.2	15.9	16.4	14.8	15.5	15.2	15.9	16.3
	15.6	16.2	16.0	16.6	17.1	15.6	16.2	16.1	16.7	17.1
	16.1	16.6	16.6	17.1	17.6	16.1	16.7	16.6	17.1	17.6
	16.7	17.2	17.2	17.7	18.2	16.7	17.2	17.2	17.7	18.2
	17.0	17.5	17.6	18.0	18.5	17.1	17.5	17.6	18.0	18.5
	17.4	17.8	18.0	18.3	18.9	17.5	17.9	18.0	18.4	18.9
X=8H Y=4H	16.3	16.7	16.8	17.2	17.7	16.3	16.7	16.8	17.2	17.7
	17.1	17.4	17.6	18.0	18.5	17.1	17.4	17.6	18.0	18.5
	17.6	17.9	18.1	18.4	19.0	17.6	17.9	18.2	18.5	19.0
	18.2	18.4	18.7	18.9	19.6	18.2	18.5	18.8	19.0	19.6
X=12H Y=4H	16.3	16.6	16.8	17.2	17.7	16.3	16.7	16.8	17.2	17.7
	17.2	17.5	17.7	18.0	18.6	17.2	17.5	17.8	18.0	18.6
	17.7	18.0	18.3	18.5	19.1	17.8	18.0	18.3	18.6	19.2
Variations with the objverver position at spacings										
S=1.0H	0.2/-0.2					0.2/-0.2				
S=1.5H	0.4/-0.4					0.4/-0.4				
S=2.0H	0.4/-0.5					0.4/-0.5				
Reduced UGR Table:										
Nordic Standard Table:	BK0					BK0				
Correction Value	2.5					2.5				

o the CIE Pub.117,data has been corrected,refers to the lamp's lumens 8.2flm.

Candela Tabulation

V/H	C0.0	C90.0	C180.0	C270.0
γ 0.0	15388.6	15388.6	15388.6	15388.6
γ 5.0	10216.6	11294.3	11349.0	9918.1
γ 10.0	4871.0	5156.6	4883.2	4533.3
γ 15.0	2469.7	2462.5	2314.6	2248.9
γ 20.0	1383.6	1309.6	1132.2	1143.9
γ 25.0	692.4	605.2	453.9	479.7
γ 30.0	310.4	288.4	213.9	219.0
γ 35.0	184.9	180.7	135.4	136.4
γ 40.0	109.9	111.4	86.9	87.4
γ 45.0	65.6	67.3	55.5	55.1
γ 50.0	39.5	40.9	36.9	36.5
γ 55.0	29.3	29.4	28.4	28.3
γ 60.0	23.0	23.6	23.6	23.5
γ 65.0	18.1	18.6	19.2	18.9
γ 70.0	14.1	14.5	15.3	14.8
γ 75.0	11.2	11.3	11.5	11.4
γ 80.0	8.8	8.7	8.9	8.8
γ 85.0	6.5	6.8	6.7	6.2
γ 90.0	4.7	4.8	4.7	4.3
γ 95.0	4.0	4.0	3.8	3.7
γ 100.0	3.5	3.7	3.0	3.3
γ 105.0	3.4	3.2	2.7	2.8
γ 110.0	2.8	2.9	3.1	2.7
γ 115.0	2.4	2.7	2.5	2.6
γ 120.0	2.4	2.2	3.0	3.2
γ 125.0	2.4	2.4	3.3	3.5
γ 130.0	3.1	2.9	3.9	4.7
γ 135.0	5.0	4.7	5.9	6.1
γ 140.0	7.1	6.7	7.9	8.5
γ 145.0	9.9	9.4	10.6	11.2
γ 150.0	12.3	11.9	13.0	13.3
γ 155.0	13.8	13.3	14.4	14.1
γ 160.0	14.7	13.9	15.2	14.5
γ 165.0	15.1	14.2	15.2	14.8
γ 170.0	15.3	14.6	14.9	14.7
γ 175.0	14.5	14.5	14.1	14.4
γ 180.0	14.0	14.0	14.0	14.0